

HOLDING OF SPECIFIED SECURITIES ANNEXURE - 1

1. Name of Listing Entity : INERTIA STEEL LIMITED

2. 512025/ISL/EQUITY

3. Share Holding Pattern Filed under: Reg. 31(1)(b) SHAREHOLDING AS ON : 31/12/2016

4. Declaration : The Listed entity is required to submit the following declaration to the extent of submission of information :-

	Particulars	Yes*	No*
1	Whether the Listed Entity has issued any partly paid up shares?		No
2	Whether the Listed Entity has issued any Convertible Securities or Warrants?		No
3	Whether the Listed Entity has any shares against which depository reseipts are issued?		No
4	Whether the Listed Entity has any shares in locked-in?		No
5	Whether any shares held by promoters are pledge or otherwise encumbered?		No



Table I - Summary Statement holding of specified securities

Category (I)	Category of shareholder (II)	Nos. of share holders (III)	No. of fully paid up equity shares held (IV)	No. of Partly paid up equity shares held (V)	No. of shares under Deposit Receipts (VI)	Total No. of shares held (VII) (A+B+C+D)	Shareholding as a % of total no. of shares (Calculated as per (VII) as a % of (A+B+C+D))	No. of voting Rights held in each class of securities (VIII)			No. of shares underlying convertible securities (IX) (Convertible preference shares (X))	Total shareholding as a % of total no. of shares (Calculated as per (VII) as a % of (A+B+C+D))	Total shareholding assuming full conversion of convertible securities (XI) (Convertible preference shares (X))	Number of Locked in shares (XII)		Number of shares pledged (XIII)		Total
								No. of voting Rights						No. (A)	No. (B)	No. (A)	No. (B)	
								Class	Class	Total								
(A)	Promoter and Promoter Group	2	16000	0	0	16000	6.43	16000	0	16000	6.43	0	6.43	0	0.00	0	0.00	16000
(B)	Public	124	232800	0	0	232800	93.57	232800	0	232800	93.57	0	93.57	0	0.00	N/A	N/A	0
(C)	Non Promoter - Non Public																	
(C1)	Shares underlying DRs	0	0	0	0	0	0.00	0	0	0	0.00	0	0.00	0	0.00	N/A	N/A	0
(C2)	Shares held by Employee Trusts	0	0	0	0	0	0.00	0	0	0	0.00	0	0.00	0	0.00	N/A	N/A	0
	Total	126	240000	0	0	240000	100.00	240000	0	240000	100.00	0	100.00	0	0.00	0	0.00	240000




Table II - Statement showing Shareholding Pattern of the Promoter and Promoter Group

Sl. No.	Category of Member of the Shareholder (I)	PAN (U)	No. of shares held (II)	No. of Equity Shares held (III)	No. of Preference Shares held (IV)	No. of Restricted Equity Shares held (V)	No. of Depository Receipts (VI)	No. of Locked Shares (VII)	Shareholding % Calculated as per SEBI (LOP) Regulations, 2007 (VIII)	No. of voting rights			Total as per SEBI (LOP) Regulations, 2007 (IX)	No. of shares underlying outstanding convertible securities (including warrants) (X)	Conversion % of diluted shares (including capital) (XI)	Number of Shares (XII)		As % of Total Shares (XIII)	Total (XIV)	
										Class	Class	Total				(A)	(B)			
1	Indian																			
(a)	Individuals/HUFs		2	16000	0	0	16000	6.43	16000	0	16000	6.43	0	6.43	0	0.00	0	0.00	16000	
	H G JOSHI	AAOP19255H		5000	0	0	5000	2.01	5000	0	5000	2.01	0	2.01	0	0.00	0	0.00	5000	
	MADANMOHAN BALKRISHNA VYAS	AAAPV5537B		11000	0	0	11000	4.42	11000	0	11000	4.42	0	4.42	0	0.00	0	0.00	11000	
(b)	Central Govt./State Govt.		0	0	0	0	0	0.00	0	0	0	0.00	0	0.00	0	0.00	0	0.00	0	
(c)	Financial Institutions/Banks		0	0	0	0	0	0.00	0	0	0	0.00	0	0.00	0	0.00	0	0.00	0	
(d)	Any Other		0	0	0	0	0	0.00	0	0	0	0.00	0	0.00	0	0.00	0	0.00	0	
	Sub Total (A)(1)		2	16000	0	0	16000	6.43	16000	0	16000	6.43	0	6.43	0	0.00	0	0.00	16000	
2	Foreign																			
(a)	Individuals(NRI/Foreign Individuals)		0	0	0	0	0	0.00	0	0	0	0.00	0	0.00	0	0.00	0	0.00	0	
(b)	Government		0	0	0	0	0	0.00	0	0	0	0.00	0	0.00	0	0.00	0	0.00	0	
(c)	Institutions		0	0	0	0	0	0.00	0	0	0	0.00	0	0.00	0	0.00	0	0.00	0	
(d)	Foreign Portfolio Investor		0	0	0	0	0	0.00	0	0	0	0.00	0	0.00	0	0.00	0	0.00	0	
(e)	Any Other (specify)		0	0	0	0	0	0.00	0	0	0	0.00	0	0.00	0	0.00	0	0.00	0	
	Sub Total (A)(2)		0	0	0	0	0	0.00	0	0	0	0.00	0	0.00	0	0.00	0	0.00	0	
	Total Shareholding of Promoter and Promoter Group (A)-(A)(1)-(A)(2)		2	16000	0	0	16000	6.43	16000	0	16000	6.43	0	6.43	0	0.00	0	0.00	16000	




Table III - Statement showing Shareholding Pattern of the Public Shareholder

Particulars												
1 Institutions												
(a)	Mutual Funds	0	0	0	0	0.00	0	0	0.00	0	0.00	0
(b)	Venture Capital Funds	0	0	0	0	0.00	0	0	0.00	0	0.00	0
(c)	Foreign Investments Funds	0	0	0	0	0.00	0	0	0.00	0	0.00	0
(d)	Foreign Venture Capital Investors	0	0	0	0	0.00	0	0	0.00	0	0.00	0
(e)	Foreign Portfolio Investors	0	0	0	0	0.00	0	0	0.00	0	0.00	0
(f)	Financial Institutions/Banks	0	0	0	0	0.00	0	0	0.00	0	0.00	0
(g)	Insurance Companies	0	0	0	0	0.00	0	0	0.00	0	0.00	0
(h)	Pension Funds / Pension Funds	0	0	0	0	0.00	0	0	0.00	0	0.00	0
(i)	Any other (specify)	0	0	0	0	0.00	0	0	0.00	0	0.00	0
(j)	Sub-Total (B1)	0	0	0	0	0.00	0	0	0.00	0	0.00	0
2 Central Government/State Government(s)/ President of India												
(a)	Central Govt./State Govt.	0	0	0	0	0.00	0	0	0.00	0	0.00	0
(b)	Sub-Total (B2)	0	0	0	0	0.00	0	0	0.00	0	0.00	0
3 Non-Institutions												
(a)	Individual	0	0	0	0	0.00	0	0	0.00	0	0.00	0
Ind-Hold nominal shr capital upto												
(a)	Rs. 21	119	184050	0	184050	73.24	184050	73.24	184050	73.24	184050	73.24
	ASPA CHOKHARI	3000	0	0	3000	1.21	3000	1.21	3000	1.21	3000	1.21
	B K BANG	5000	0	0	5000	2.01	5000	2.01	5000	2.01	5000	2.01
	B K BANG	5000	0	0	5000	2.01	5000	2.01	5000	2.01	5000	2.01
	BHARAT CHOLGALLI	10000	0	0	10000	4.02	10000	4.02	10000	4.02	10000	4.02
	DEVENDRA AGRAWAL	7000	0	0	7000	2.81	7000	2.81	7000	2.81	7000	2.81
	JAYSHREE MODI	10000	0	0	10000	4.02	10000	4.02	10000	4.02	10000	4.02
	K K AGRAWAL	9000	0	0	9000	3.62	9000	3.62	9000	3.62	9000	3.62
	LALIT AGRAWAL	8400	0	0	8400	3.38	8400	3.38	8400	3.38	8400	3.38
	LOKESH D SARDI	9000	0	0	9000	3.62	9000	3.62	9000	3.62	9000	3.62
	MADHAVENDRA JAIN	10050	0	0	10050	4.04	10050	4.04	10050	4.04	10050	4.04
	MEGHNA N PATEL	5000	0	0	5000	2.01	5000	2.01	5000	2.01	5000	2.01
	MESHA N PATEL	5000	0	0	5000	2.01	5000	2.01	5000	2.01	5000	2.01
	NESHADEVI MURARKA	10950	0	0	10950	4.40	10950	4.40	10950	4.40	10950	4.40
	SANDEEP AGRAWAL	9800	0	0	9800	3.94	9800	3.94	9800	3.94	9800	3.94
	SANJAY BHARGAVA	10600	0	0	10600	4.26	10600	4.26	10600	4.26	10600	4.26
	SHARAD PALIWAL	10000	0	0	10000	4.02	10000	4.02	10000	4.02	10000	4.02
	SHARAD PURHIT	10000	0	0	10000	4.02	10000	4.02	10000	4.02	10000	4.02
	SIVAM CHODHARY	10000	0	0	10000	4.02	10000	4.02	10000	4.02	10000	4.02
	SMT ASMA CHODHARY	6800	0	0	6800	2.73	6800	2.73	6800	2.73	6800	2.73
	VINDO GOYAL	4000	0	0	4000	1.61	4000	1.61	4000	1.61	4000	1.61
Ind-Hold nominal shr capital In excess												
(a)	of Rs. 21	0	0	0	0	0.00	0	0	0.00	0	0.00	0
(b)	NBFCs Registered with RBI	0	0	0	0	0.00	0	0	0.00	0	0.00	0
(c)	Employee Trusts	0	0	0	0	0.00	0	0	0.00	0	0.00	0
(d)	Overseas Depositories (holding OFI)	0	0	0	0	0.00	0	0	0.00	0	0.00	0
(e)	Any Other	0	0	0	0	0.00	0	0	0.00	0	0.00	0
(f)	Sub-Total (B3)	5	48750	0	48750	19.59	48750	19.59	48750	19.59	48750	19.59
4 Bodies Corporate												
(a)	ATWORTH ESTATE & INVESTMENTS PVT. LT.	7150	0	0	7150	2.87	7150	2.87	7150	2.87	7150	2.87
	LOSSY ESTATE & INVESTMENTS PVT. LTD.	10400	0	0	10400	4.18	10400	4.18	10400	4.18	10400	4.18
	MINESTAR PLASTIC PACKAGING SER P L	10100	0	0	10100	4.06	10100	4.06	10100	4.06	10100	4.06
	SAMSONS STEEL P.LTD	10050	0	0	10050	4.04	10050	4.04	10050	4.04	10050	4.04
	SILVER CREST INV.S & BUILDERS PVT LTD	11050	0	0	11050	4.44	11050	4.44	11050	4.44	11050	4.44
	Sub-Total (B4)	124	232800	0	232800	93.57	232800	93.57	232800	93.57	232800	93.57
Total Public Shareholding												
(B)-(B1)-(B2)-(B3)		124	232800	0	232800	93.57	232800	93.57	232800	93.57	232800	93.57




Table IV - Statement showing Shareholding Pattern of the Non Promoter - Non Public shareholder

Category & Name of the Shareholder (I)	PAN (II)	Number of Shares held (III)	No. of Shares held in Depository (IV)	No. of Shares held in Non-Depository (V)	Shareholding % as calculated per SCCE (VI)	Shareholding % as calculated per SCCE (VII)	Total No. of Shares held (VIII)			Total No. of Shares held (IX)	No. of Shares held in Depository (X)	No. of Shares held in Non-Depository (XI)	Total No. of Shares held (XII)	Number of Locked Shares (XIII)	Number of Shares held in Depository (XIV)	Number of Shares held in Non-Depository (XV)
							Class	Class	Total							
1 Custodian/ DR Holder																
(a) GDRs/ADRs/AD5s		0	0	0	0.00	0.00	0	0	0	0	0	0	0	0	0	0
Sub Total (C)(1)		0	0	0	0.00	0.00	0	0	0	0	0	0	0	0	0	0
2 Employee Benefit Trust (under SEBI (Share Based Employee Benefit) Regulations, 2014)																
Sub Total (C)(2)		0	0	0	0.00	0.00	0	0	0	0	0	0	0	0	0	0
Total from Promoters (Non-Public) Shareholding (C) = (C)(1)+(C)(2)		0	0	0	0.00	0.00	0	0	0	0	0	0	0	0	0	0

