



Introductory sub-table (1)(a)					
Name of the Company:		INERTIA STEEL LIMITED			
Scrip Code, Name of the scrip, class of security:		512025			
Quarter ended:		31/12/2014			
Partly paid-up shares:-		No. of partly paid-up shares	As a % of total no. of partly paid-up shares	As a % of total no. of shares of the company	
Held by promoter/promoter group		NIL	NIL	NIL	
Held by public		NIL	NIL	NIL	
Total - D		NIL	NIL	NIL	
Outstanding convertible securities:-		No. of outstanding securities	As a % of total no. of outstanding convertible securities	As a % of total no. of shares of the company, assuming full conversion of the convertible securities	
Held by promoter/promoter group		NIL	NIL	NIL	
Held by public		NIL	NIL	NIL	
Total - E		NIL	NIL	NIL	
Warrants:-		No. of warrants	As a % of total no. of warrants	As a % of total no. of shares of the company, assuming full conversion of warrants	
Held by promoter/promoter group		NIL	NIL	NIL	
Held by public		NIL	NIL	NIL	
Total - F		NIL	NIL	NIL	
Total paid-up capital of the company, assuming full conversion of warrants and convertible securities		Rs. 24,88,000/- divided into 248800 equity shares of Rs. 10/- each.			



Company Name: INERTIA STEEL LIMITED		Statement Showing Shareholding Pattern							
Category code	Category of Shareholder	Number of Shareholders	Total number of shares	Number of shares held in dematerialized form	Total shareholding as a percentage of total number of shares		Shares pledged or otherwise encumbered		
					As a percentage of (A+B) I (VI)	As a percentage of (A+B+C) (VII)	Number of shares (VIII)	As a percentage (IX) = (VIII)/(IV)*100	
(I)		(II)	(III)	(IV)	(V)				
(B)	Public shareholding								
1	Institutions								
(a)	Mutual Funds/ UTI	0	0	0	0.00	0.00	0	0.00	
(b)	Financial Institutions / Banks	0	0	0	0.00	0.00	0	0.00	
(c)	Central Government/ State Government(s)	0	0	0	0.00	0.00	0	0.00	
(d)	Venture Capital Funds	0	0	0	0.00	0.00	0	0.00	
(e)	Insurance Companies	0	0	0	0.00	0.00	0	0.00	
(f)	Foreign Institutional Investors	0	0	0	0.00	0.00	0	0.00	
(g)	Foreign Venture Capital Investors	0	0	0	0.00	0.00	0	0.00	
(h)	Qualified Foreign Investor	0	0	0	0.00	0.00	0	0.00	
(i)	Any Other (specify)	0	0	0	0.00	0.00	0	0.00	
	<b>Sub-Total (B)(1)</b>	<b>0</b>	<b>0</b>	<b>0</b>	<b>0.00</b>	<b>0.00</b>	<b>0</b>	<b>0.00</b>	



Company Name: INERTIA STEEL LIMITED

Statement Showing Shareholding Pattern


Category code	Category of Shareholder	Number of Shareholders	Table (I)(a)			Total shareholding as a percentage of total number of shares		Number of shares	As a percentage (IX) = (VIII)/(IV)*100
			Total number of shares	Number of shares held in dematerialized form	As a percentage of (A+B) (VI)	As a percentage of (A+B+C) (VII)			
(I)	(II)	(III)	(IV)	(V)	(VI)	(VII)	(VIII)	(IX)	
(A)	Shareholding of Promoter and Promoter Group 2								
1	Indian								
(a)	Individuals/ HUF	3	16000	0	6.43	6.43	0	0.00	
(b)	Central Govt./ State Govt.(s)	0	0	0	0.00	0.00	0	0.00	
(c)	Bodies Corporate	0	0	0	0.00	0.00	0	0.00	
(d)	Financial Institutions/ Banks	0	0	0	0.00	0.00	0	0.00	
(e)	Any Others(Specify)								
	<b>Sub Total(A)(1)</b>	<b>3</b>	<b>16000</b>	<b>0</b>	<b>6.43</b>	<b>6.43</b>	<b>0</b>	<b>0.00</b>	
2	Foreign								
a	Individuals (NRI/Foreign Individuals)	0	0	0	0.00	0.00	0	0.00	
b	Bodies Corporate	0	0	0	0.00	0.00	0	0.00	
c	Institutions	0	0	0	0.00	0.00	0	0.00	
d	Qualified Foreign Investor	0	0	0	0.00	0.00	0	0.00	
e	Any Others(Specify)	0	0	0	0.00	0.00	0	0.00	
	<b>Sub Total(A)(2)</b>	<b>0</b>	<b>0</b>	<b>0</b>	<b>0.00</b>	<b>0.00</b>	<b>0</b>	<b>0.00</b>	
	<b>Total Shareholding of Promoter and Promoter Group (A) = (A)(1)+(A)(2)</b>	<b>3</b>	<b>16000</b>	<b>0</b>	<b>6.43</b>	<b>6.43</b>	<b>0</b>	<b>0.00</b>	




Company Name: INERTIA STEEL LIMITED

Statement Showing Shareholding Pattern

Category code	Category of Shareholder	Number of Shareholders	Total number of shares	Number of shares held in dematerialized form	Total shareholding as a percentage of total number of shares		Number of Shares	As a percentage	
					As a percentage of (A+B) I (VI)	As a percentage of (A+B+C) (VII)			
(I)	(II)	(III)	(IV)	(V)	(VI)	(VII)	(VIII)	(IX) = (VIII)/(IV)*100	
<b>B 2</b>	<b>Non-institutions</b>								
(a)	Bodies Corporate	5	48750	0	19.59	19.59	0	0.00	
(b)	Individuals								
I	Ind-Hold nominal shr capital upto Rs.1L	116	152450	0	61.27	61.27	0	0.00	
II	Ind-Hold nominal shr capital in excess of Rs.1L	3	31600	0	12.70	12.70	0	0.00	
(C)	Qualified Foreign Investor	0	0	0	0.00	0.00	0	0.00	
(d)	Any Other (Specify)								
(d-i)	Others	0	0	0	0.00	0.00	0	0.00	
(d-ii)	Cleaning member	0	0	0	0.00	0.00	0	0.00	
(d-iii)	NRI	0	0	0	0.00	0.00	0	0.00	
(d-iv)	NRI Corp Bodies	0	0	0	0.00	0.00	0	0.00	
(d-v)	Foreign Corp Bodies (Including FDI)	0	0	0	0.00	0.00	0	0.00	
(d-vi)	Customers	0	0	0	0.00	0.00	0	0.00	
(d-vii)	Suppliers	0	0	0	0.00	0.00	0	0.00	
(d-viii)	Foreign Nationals	0	0	0	0.00	0.00	0	0.00	
(d-ix)	Trusts	0	0	0	0.00	0.00	0	0.00	
(d-x)	Foreign (Promoters)	0	0	0	0.00	0.00	0	0.00	
(d-xi)	Directors	0	0	0	0.00	0.00	0	0.00	
(d-xii)	Directors Relatives	0	0	0	0.00	0.00	0	0.00	
(d-xiii)	Foreign Individuals (Including FDI)	0	0	0	0.00	0.00	0	0.00	
	<b>Sub-Total (B)(2)</b>	<b>124</b>	<b>232800</b>	<b>0</b>	<b>93.57</b>	<b>93.57</b>	<b>0</b>	<b>0.00</b>	
	<b>Total Public Shareholding (B) = (B)(1)+(B)(2)</b>	<b>124</b>	<b>232800</b>	<b>0</b>	<b>93.57</b>	<b>93.57</b>	<b>0</b>	<b>0.00</b>	
	<b>TOTAL (A)+(B)</b>	<b>127</b>	<b>248800</b>	<b>0</b>	<b>100.00</b>	<b>100.00</b>	<b>0</b>	<b>0.00</b>	
(C)	Shares held by Custodians and against which Depository Receipts have been issued								
1	Promoter and Promoter Group	0	0	0	0.00	0.00	0	0.00	
2	Public	0	0	0	0.00	0.00	0	0.00	
	<b>Sub-Total (C)</b>	<b>0</b>	<b>0</b>	<b>0</b>	<b>0.00</b>	<b>0.00</b>	<b>0</b>	<b>0.00</b>	
	<b>GRAND TOTAL (A)+(B)+(C)</b>	<b>127</b>	<b>248800</b>	<b>0</b>	<b>100.00</b>	<b>100.00</b>	<b>0</b>	<b>0.00</b>	




Sr.No.	Notes
1	
2	
3	
4	
5	
6	
7	
8	
9	




(1)(b) Statement showing holding of securities (including shares, warrants, convertible securities) of persons belonging to the category "Promoter and Promoter Group"											
Sr. No.	Name of the shareholder	Details of Shares			Encumbered shares (*)	Details of warrants			Details of convertible securities		Total shares (including underlying shares assuming full conversion of warrants and convertible securities) as a % of diluted share capital
		Number of shares held	As a % of grand total (A)+(B)+(C)	No.		As a percentage	As a % of grand total (A)+(B)+(C) of sub-clause (1)(a)	Number of warrants held	As a % Total Number of warrants of the same Class	Number of convertible securities held	
(I)	(II)	(III)	(IV)	(V)	(VI)	(VII)	(VIII)	(IX)	(X)	(XI)	(XII)
1	MADAN MOHAN VYAS	6000	2.41	0	0.00	0.00	0	0.00	0	0.00	0.00
2	MADAN MOHAN VYAS JOINTLY WITH LATA VYAS	5000	2.01	0	0.00	0.00	0	0.00	0	0.00	0.00
3	SHRI HARI GOPAL JOSHI JOINTLY WITH MADAN MOHAN VYAS	5000	2.01	0	0.00	0.00	0	0.00	0	0.00	0.00
	<b>TOTAL</b>	<b>16000</b>	<b>6.43</b>	<b>0</b>	<b>0.00</b>	<b>0.00</b>	<b>0</b>	<b>0.00</b>	<b>0</b>	<b>0.00</b>	<b>0.00</b>


(\*) The term "encumbrance" has the same meaning as assigned to it in regulation 28(3) of the SAST Regulations, 2011



(1)(c)(i) Statement showing holding of securities (including shares, warrants, convertible securities) of persons belonging to the category "Public" and holding more than 1% of the total number of shares.									
Sr. No.	Name of the shareholder	Number of shares held	Shares as a percentage of total number of shares (i.e., Grand Total (A)+(B)+(C) indicated in Statement at para (1)(a) above)	Details of warrants held		Details of convertible securities held		Total shares (including underlying shares assuming full Conversion of warrants and convertible securities) as a % of diluted share capital	
				Number of warrants held	As a % Total Number of warrants of the same Class	Number of convertible securities held	As a % Total Number of convertible securities of the same Class		
1	ASHA CHOUDHARI	3000	1.21	0	0.00	0.00	0	0.00	
2	ATHWART ESTATE & INVESTMENTS PRIVATE LIMITED	7150	2.87	0	0.00	0.00	0	0.00	
3	B K BANG	5000	2.01	0	0.00	0.00	0	0.00	
4	B K BANG	5000	2.01	0	0.00	0.00	0	0.00	
5	BHARAT CHOUGALE	10000	4.02	0	0.00	0.00	0	0.00	
6	DEVENDRA AGRAWAL	7000	2.81	0	0.00	0.00	0	0.00	
7	JAYSHREE MODI	10000	4.02	0	0.00	0.00	0	0.00	
8	K K AGRAWAL	9000	3.62	0	0.00	0.00	0	0.00	
9	LALIT AGRAWAL	8400	3.38	0	0.00	0.00	0	0.00	
10	LOKESH D SABOO	3000	1.21	0	0.00	0.00	0	0.00	
11	LOSSY ESTATES & INVESTMENTS PRIVATE LIMITED	10400	4.18	0	0.00	0.00	0	0.00	
12	MADHAVENDRA JAIN	10050	4.04	0	0.00	0.00	0	0.00	
13	MEGHA N PATEL	5000	2.01	0	0.00	0.00	0	0.00	
14	MEGHA N PATEL	5000	2.01	0	0.00	0.00	0	0.00	
15	NEETADEVI L MURARKA	10950	4.40	0	0.00	0.00	0	0.00	
16	NINE STAR PLASTIC PACKAGING SERVICES PRIVATE LIMITED	10100	4.06	0	0.00	0.00	0	0.00	
17	RAMSONS STEEL PRIVATE LIMITED	10050	4.04	0	0.00	0.00	0	0.00	
18	SANDEEP AGRAWAL	9800	3.94	0	0.00	0.00	0	0.00	
19	SANJAY KHANGAR	10000	4.02	0	0.00	0.00	0	0.00	
20	SHARAD PALIWAL	10600	4.26	0	0.00	0.00	0	0.00	
21	SHARAD PUROHIT	10000	4.02	0	0.00	0.00	0	0.00	
22	SHYAM CHOUDHARY	10000	4.02	0	0.00	0.00	0	0.00	
23	SILVER CREST INVESTORS AND BUILDERS PRIVATE LIMITED	11050	4.44	0	0.00	0.00	0	0.00	
24	SMT ASHA CHOUDHARY	6800	2.73	0	0.00	0.00	0	0.00	
25	VIND GOYAL	4000	1.61	0	0.00	0.00	0	0.00	
	<b>TOTAL</b>	<b>201350</b>	<b>80.92</b>	<b>0</b>	<b>0.00</b>	<b>0.00</b>	<b>0</b>	<b>0.00</b>	




(1)(c)(ii) Statement showing holding of securities (including shares, warrants, convertible securities) of persons (together with PAC) belonging to the category "Public" and holding more than 5% of the total number of shares of the company									
Sr. No.	Name(s) of the shareholder(s) and the Persons Acting in Concert (PAC) with them	Number of shares	Shares as a Percentage of total number of shares (i.e., Grand Total (A) + (B) + (C) indicated in Statement at para (I)(a) above)	Details of warrants		Details of convertible		Total shares (including underlying shares assuming full Conversion of warrants and convertible securities) as a % of diluted share capital	
				Number of warrants	As a % Total Number of warrants of the same Class	Number of convertible securities held	% w.r.t. Total Number of convertible securities of the same Class		
1		0	0.00	0	0.00	0	0.00		
	<b>TOTAL</b>	<b>0</b>	<b>0.00</b>	<b>0</b>	<b>0.00</b>	<b>0</b>	<b>0.00</b>	<b>0.00</b>	






(I)(d)	Statement showing details of locked-in shares		
Sr. No.	Name of the shareholder	Number of locked-in shares	Promoter / Promoter Group / Public
1		0	0.00
TOTAL		0	0.00

Locked-in shares as a percentage of total number of shares (i.e., Grand Total (A) + (B) + (C) indicated in Statement at para (I)(a) above} 0.00



(II)(a) Statement showing details of Depository Receipts (DRs)				
Sr. No.	Type of outstanding DR (ADRs, GDRs, SDRs, etc.)	Number of outstanding DRs	Number of shares underlying outstanding DRs	Shares underlying outstanding DRs as a percentage of total number of shares {i.e., Grand Total (A) + (B) + (C) indicated in Statement at para (I)(a) above}
1		0	0	0
	<b>TOTAL</b>	<b>0</b>	<b>0</b>	<b>0</b>



(II)(b)	Statement showing holding of Depository Receipts (DRs), where underlying shares held by 'promoter/promoter group' are in excess of 1% of the total number of shares			
Sr. No.	Name of the DR Holder	Type of outstanding DR (ADRS, GDRs, SDRs, etc.)	Number of shares underlying outstanding DRs	Shares underlying outstanding DRs as a percentage of total number of shares {i.e., Grand Total (A)+(B)+(C) indicated in Statement at para (I)(a) above}
1			0	0
	<b>TOTAL</b>		<b>0</b>	<b>0</b>

