

**Introductory sub-table (I)(a)**

INERTIA STEEL LIMITED

**Name of the Company:**  
**Scrip Code, Name of the scrip, class of sec** 512025  
**Quarter ended:** 31/03/2012

**Partly paid-up shares:-**

No. of partly paid-up shares	As a % of total no. of partly paid-up shares	As a % of total no. of shares of the company
Held by promoter/promoter group	NIL	NIL
Held by public	NIL	NIL
<b>Total - D</b>	<b>NIL</b>	<b>NIL</b>

**Total - D** NIL

NIL

NIL

**Outstanding convertible securities:-**

No. of outstanding securities	As a % of total no. of outstanding convertible securities	As a % of total no. of shares of the company, assuming full conversion of the convertible securities
Held by promoter/promoter group	NIL	NIL
Held by public	NIL	NIL
<b>Total - E</b>	<b>NIL</b>	<b>NIL</b>

**Total - E** NIL

NIL

NIL

**Warrants:-**

No. of warrants	As a % of total no. of warrants	As a % of total no. of shares of the company, assuming full conversion of warrants
Held by promoter/promoter group	NIL	NIL
Held by public	NIL	NIL
<b>Total - F</b>	<b>NIL</b>	<b>NIL</b>

**Total - F** NIL

NIL

NIL

**Total paid-up capital of the company, assuming full conversion of warrants and convertible securities** 2488000

**For Inertia Steel Limited**  
 Directors / Auth. Sign.

Company Name: INERTIA STEEL LIMITED


Statement Showing Shareholding Pattern  
Table (I)(a)

Category y code	Category of Shareholder	Number of Sharehol ders	Total number of shares	Number of shares held in demateriali zed form		Total shareholding as a percentage of total number of shares	Shares Pledged or otherwise encumbered	
				(a)	(b)			
(I) (A)	(II)	(III)	(IV)	(V)	As a percenta ge of (A+B) 1	As a percenta ge of (A+B+C)	Number of shares (VIII)	As a percentage (IX) = (VIII)/(IV)*100
<b>1 Indian</b>								
(a)	Individuals/ HUF	0	0	0	0	0.00	0	0.00
(b)	Central Govt./ State Govt.(s)	0	0	0	0	0.00	0	0.00
(c)	Bodies Corporate	0	0	0	0	0.00	0	0.00
(d)	Financial Institutions/ Banks	0	0	0	0	0.00	0	0.00
(e)	Any Others(Specify)							
(e-i)	Directors	3	16000	0	0	6.43	0	0.00
(e-ii)	Directors	0	0	0	0	0.00	0	0.00
	<b>Sub Total(A)(1)</b>	<b>3</b>	<b>16000</b>	<b>0</b>	<b>0</b>	<b>6.43</b>	<b>6.43</b>	<b>0.00</b>
<b>2 Foreign</b>								
a	Individuals (NRI/Foreign Individual)	0	0	0	0	0.00	0	0.00
b	Bodies Corporate	0	0	0	0	0.00	0	0.00
c	Institutions	0	0	0	0	0.00	0	0.00
d	Any Others(Specify)	0	0	0	0	0.00	0	0.00
	<b>Sub Total(A)(2)</b>	<b>0</b>	<b>0</b>	<b>0</b>	<b>0</b>	<b>0.00</b>	<b>0.00</b>	<b>0.00</b>

For Inertia Steel Limited

Directors / Auth. Sign.

	Total Shareholding of Promoti	3	16000	0	6.43	6.43	0	0.00
<b>(B)</b>	<b>Public shareholding</b>							
	<b>1 Institutions</b>							
(a)	Mutual Funds/ UTI	0	0	0	0.00	0.00	0	0.00
(b)	Financial Institutions / Banks	0	0	0	0.00	0.00	0	0.00
(c)	Central Government/ State Govern	0	0	0	0.00	0.00	0	0.00
(d)	Venture Capital Funds	0	0	0	0.00	0.00	0	0.00
(e)	Insurance Companies	0	0	0	0.00	0.00	0	0.00
(f)	Foreign Institutional Investors	0	0	0	0.00	0.00	0	0.00
(g)	Foreign Venture Capital Investors	0	0	0	0.00	0.00	0	0.00
(h)	Any Other (specify)	0	0	0	0.00	0.00	0	0.00
	<b>Sub-Total (B)(1)</b>	<b>0</b>	<b>0</b>	<b>0</b>	<b>0.00</b>	<b>0.00</b>	<b>0</b>	<b>0.00</b>
<b>B 2</b>	<b>Non-institutions</b>							
(a)	Bodies Corporate	5	48750	0	19.59	19.59	0	0.00
(b)	Individuals							
I	Ind-Hold nominal shr capital uptc	116	152450	0	61.27	61.27	0	0.00
II	Ind-Hold nominal shr capital in e:	3	31600	0	12.70	12.70	0	0.00
(c)	Any Other (specify)							
(c-i)	Clearing member				0.00	0.00		0.00
(c-ii)	NRIs				0.00	0.00		0.00
(c-iii)	Foreign Corp Bodies	0	0	0	0.00	0.00	0	0.00
(c-iv)	Foreign Nationals	0	0	0	0.00	0.00	0	0.00
(c-v)	Trust				0.00	0.00		0.00
(c-vi)	Directors	0	0	0	0.00	0.00	0	0.00
(c-vii)	Directors Relatives	0	0	0	0.00	0.00	0	0.00
	<b>Sub-Total (B)(2)</b>	<b>124</b>	<b>232800</b>	<b>0</b>	<b>93.57</b>	<b>93.57</b>	<b>0</b>	<b>0.00</b>
<b>(B)</b>	<b>Total Public Shareholding (B):</b>	<b>124</b>	<b>232800</b>	<b>0</b>	<b>93.57</b>	<b>93.57</b>	<b>0</b>	<b>0.00</b>
	<b>TOTAL (A)+(B)</b>	<b>127</b>	<b>248800</b>	<b>0</b>	<b>100.00</b>	<b>100.00</b>	<b>0</b>	<b>0.00</b>

For Inertia Steel Limited  
 Directors / Auth. Sign.  


(C) Shares held by Custodians and against which Depository Receipts have been issued


	1 Promoter and Promoter Group	2 Public -	GDRs/ADRs/ADSS	Sub-Total (C)	GRAND TOTAL (A)+(B)+(C)
	0	0	0	0	0
	0	0	0.00	0.00	0.00
	0	0	0.00	0.00	0.00
	127	248800	0	100.00	100.00
					0
					0.00

For Inertia Steel Limited  
 Directors / Auth. Sign. 

**Sr.No. Notes**

1	Name, Number of Shares held & percentage of shareholding of entities/persons holding more than 1% and 5% of the shares of the company is as per annexure
2	
3	
4	
5	
6	
7	
8	
9	


**For Inertia Steel Limited**

  
**Directors / Auth. Sign.**

(1)(b) Statement showing holding of securities (including shares, warrants, convertible securities) of persons belonging to the category "Promoter and Promoter Group"

Sr. No.	Name of the shareholder	Details of Shares held	Encumbered shares (*)	Details of warrants	Details of convertible securities	Total shares (including underlying shares assuming full conversion of warrants and convertible securities) as a % of diluted share capital					
(I)	(II)	(III)	(IV)	(V)	(VI)	(VII)	(VIII)	(IX)	(X)	(XI)	(XII)
		Number of shares held	As a % of grand total (A) + (B) + (C)	No.	As a percentage	As a % of grand total (A) + (B) + (C) of sub-clause (I)(a)	Number of warrants held	As a % of Total Number of warrants held of the same Class	Number of convertible securities held of the same Class	Number of convertible securities held of the same Class	
	1 MADAN MOHAN VYAS	6000	2.41	0	0.00	0.00	0	0.00	0	0.00	2.41
	2 MADAN MOHAN VYAS	5000	2.01	0	0.00	0.00	0	0.00	0	0.00	2.01
	3 SHRI HARI GOPAL JOSI	5000	2.01	0	0.00	0.00	0	0.00	0	0.00	2.01
	<b>TOTAL</b>	<b>16000</b>	<b>6.43</b>	<b>0</b>	<b>0.00</b>	<b>0.00</b>	<b>0</b>	<b>0.00</b>	<b>0</b>	<b>0.00</b>	<b>6.43</b>


(\*) The term "encumbrance" has the same meaning as assigned to it in regulation 28(3) of the SAST Regulations, 2011

**For Inertia Steel Limited**  
  
 Directors / Auth. Sign.

(I) (c) Statement showing holding of securities (including shares, warrants, convertible securities) of persons belonging to the category "Public" and holding more than 1% of the total number of shares

Sr. No.	Name of the shareholder	Number of shares held	Shares as a percentage of total number of shares {i.e., Grand Total (A)+(B)+(C) indicated in Statement at para (I)(a) above}	Details of warrants		Details of convertible securities		Total shares (including underlying shares assuming full conversion of warrants and convertible securities) as a % of diluted share capital
				Number of warrants held	As a % Total of warrants of the same Class	Number of convertible securities held	As a % Total of convertible securities of the same class	
1	ASHA CHOUDHARI	3000	1.21	0	0.00	0.00	0	1.21
2	ATHWORT ESTATE & INVESTMENTS PVT. LTD.	7150	2.87	0	0.00	0.00	0	2.87
3	B K BANG	5000	2.01	0	0.00	0.00	0	2.01
4	B K BANG	5000	2.01	0	0.00	0.00	0	2.01
5	BHARAT CHOUGALE	10000	4.02	0	0.00	0.00	0	4.02
6	DEVENDRA AGRAWAL	7000	2.81	0	0.00	0.00	0	2.81
7	JAYSHREE MODI	10000	4.02	0	0.00	0.00	0	4.02
8	K K AGRAWAL	9000	3.62	0	0.00	0.00	0	3.62
9	LALIT AGRAWAL	8400	3.38	0	0.00	0.00	0	3.38
10	LOKESH D SABOO	3000	1.21	0	0.00	0.00	0	1.21
11	LOSSY ESTATE & INVESTMENTS PVT. LTD	10400	4.18	0	0.00	0.00	0	4.18
12	MADHAVENDRA JAIN	10050	4.04	0	0.00	0.00	0	4.04
13	MEGHA N PATEL	5000	2.01	0	0.00	0.00	0	2.01
14	MEGHA N PATEL	5000	2.01	0	0.00	0.00	0	2.01
15	NEETADEVI L MURARKA	10950	4.40	0	0.00	0.00	0	4.40
16	NINE STAR PLASTIC PACKAGING SER P L	10100	4.06	0	0.00	0.00	0	4.06
17	RAMSONS STEEL P LTD	10050	4.04	0	0.00	0.00	0	4.04
18	SANDEEP AGRAWAL	9800	3.94	0	0.00	0.00	0	3.94
19	SANJAY KHANGAR	10000	4.02	0	0.00	0.00	0	4.02
20	SHARAD PALIWAL	10600	4.26	0	0.00	0.00	0	4.26
21	SHARAD PUROHIT	10000	4.02	0	0.00	0.00	0	4.02
22	SHYAM CHOUDHARY	10000	4.02	0	0.00	0.00	0	4.02
23	SILVER CREST INV.S & BUILDERS PVT LTD	11050	4.44	0	0.00	0.00	0	4.44

For Inertia Steel Limited

  
Directors / Authn. Sign.

(I)(c)(i) Statement showing holding of securities (including shares, warrants, convertible securities) of persons (together with PAC) belonging to the category "Public" and holding more than 5% of the total number of shares of the company

Sr. No.	Name(s) of the shareholder(s) and the Persons Acting in Concert (PAC) with them	Number of shares	Shares as a percentage of total number of shares {i.e., Grand Total (A)+(B)+(C) indicated in Statement at para (I)(a) above}	Details of warrants		Details of convertible		Total shares (including underlying shares assuming full conversion of warrants and convertible securities) as a % of diluted share capital
				Number of warrants Total	As a % of the same Class	Number of convertible securities held the same Class	% w.r.t Total Number of convertible securities of the same Class	
1		0	0.00	0	0.00	0	0.00	0.00
	<b>TOTAL</b>	<b>0</b>	<b>0.00</b>	<b>0</b>	<b>0.00</b>	<b>0</b>	<b>0.00</b>	<b>0.00</b>

**For Inertia Steel Limited**  
  
 Directors / Auth. Sign.



**(I)(d) Statement showing details of locked-in shares**

<b>Sr. No.</b>	<b>Name of the shareholder</b>	<b>Number of locked-in shares</b>	<b>Locked-in shares as a percentage of total number of shares {i.e., Grand Total (A)+(B)+(C) indicated in Statement at para (I)(a) above}</b>
1	MADAN MOHAN VYAS	5000	2.01
2	MADAN MOHAN VYAS	6000	2.41
3	SHRI HARI GOPAL JOSHI	5000	2.01
	<b>TOTAL</b>	<b>16000</b>	<b>6.43</b>


Note: For Revocation of Suspension in Trading of Shares of the Company with the Bombay Stock Exchange, the Company has locked-in the shares of Promoter Group holding 16000 Equity Shares upto a period of 30/04/2012

**For Inertia Steel Limited**

  
**Directors / Auth. Sign.**


(II)(a) Statement showing details of Depository Receipts (DRs)

Sr. No.	Type of outstanding DR (ADRs, GDRs, SDRs, etc.)	Number of outstanding DRs	Number of shares underlying outstanding DRs	Shares underlying outstanding DRs as a percentage of total number of shares {i.e., Grand Total (A)+(B)+(C) indicated in Statement at para (1)(a) above}
1	TOTAL	0	0	0

**For Inertia Steel Limited**  
  
 Directors / Auth. Sign.

Shares  
 underl  
 ying  
 outst  
 andin  
 g DRs  
 as a  
 percen  
 tage  
 of the  
 total  
 numbe  
 r of  
 share  
 s  
 {i.e.  
 Grand  
 Total  
 (A)+(B)  
 +(C)  
 as  
 indic  
 ated  
 in  
 para  
 (1)(a)  
 above}

24 SMT ASHA CHOUDHARY	6800	2.73	0	0.00	0.00	0	2.73
25 VINOD GOYAL	4000	1.61	0	0.00	0.00	0	1.61
<b>TOTAL</b>	<b>201350</b>	<b>80.92</b>	<b>0</b>	<b>0.00</b>	<b>0.00</b>	<b>0</b>	<b>80.92</b>

For Inertia Steel Limited  
  
 Directors / Auth. Sign.