


Introductory sub-table (I)(a)

Name of the Company:	INERTIA STEEL LIMITED		
Scrip Code, Name of the scrip, class of security	512025		
Quarter ended:	31/12/2012		
Partly paid-up shares:-	No. of partly paid-up shares	As a % of total no. of partly paid-up shares of the company	As a % of total no. of shares of the company
Held by promoter/promoter group	NIL	NIL	NIL
Held by public	NIL	NIL	NIL
Total - D	NIL	NIL	NIL
Outstanding convertible securities:-	No. of outstanding securities	As a % of total no. of outstanding convertible securities	As a % of total no. of shares of the company, assuming full conversion of the convertible securities
Held by promoter/promoter group	NIL	NIL	NIL
Held by public	NIL	NIL	NIL
Total - E	NIL	NIL	NIL
Warrants:-	No. of warrants	As a % of total no. of warrants	As a % of total no. of shares of the company, assuming full conversion of warrants
Held by promoter/promoter group	NIL	NIL	NIL
Held by public	NIL	NIL	NIL
Total - F	NIL	NIL	NIL
Total paid-up capital of the company, assuming full conversion of warrants and convertible securities	Rs.24,88,000/- divided into 248800 equity shares of Rs. 10/- each		




Company Name: INERTIA STEEL LIMITED

Statement Showing Shareholding Pattern

Table (I)(a)

Category code	Category of Shareholder	Number of Shareholders	Total number of shares	Number of shares held in dematerialized form	Total shareholding as a percentage of total number of shares		Number of Shares encumbered	As a percentage (IX) = (VIII)/(IV)*100
					As a percentage of (A+B) I (VI)	As a percentage of (A+B+C) (VII)		
(I)	(II)	(III)	(IV)	(V)	(VI)	(VII)	(VIII)	(IX) = (VIII)/(IV)*100
(A)	Shareholding of Promoter and Promoter Group							
	1 Indian							
(a)	Individuals/ HUF	0	0	0	0.00	0.00	0	0.00
(b)	Central Govt./ State Govt.(s)	0	0	0	0.00	0.00	0	0.00
(c)	Bodies Corporate	0	0	0	0.00	0.00	0	0.00
(d)	Financial Institutions/ Banks	0	0	0	0.00	0.00	0	0.00
(e)	Any Others(Specify)							
(e-i)	Directors	3	16000	0	6.43	6.43	0	0.00
(e-ii)	Directors				0.00	0.00		0.00
	Sub Total(A)(1)	3	16000	0	6.43	6.43	0	0.00
	2 Foreign							
a	Individuals (NRI/Foreign Individuals)	0	0	0	0.00	0.00	0	0.00
b	Bodies Corporate	0	0	0	0.00	0.00	0	0.00
c	Institutions	0	0	0	0.00	0.00	0	0.00
d	Qualified Foreign Investor	0	0	0	0.00	0.00	0	0.00
e	Any Others(Specify)							
	Sub Total(A)(2)	0	0	0	0.00	0.00	0	0.00
	Total Shareholding of Promoter and Promoter Group	3	16000	0	6.43	6.43	0	0.00
(B)	Public shareholding							
	1 Institutions							
(a)	Mutual Funds/ UTI	0	0	0	0.00	0.00	0	0.00
(b)	Financial Institutions / Banks	0	0	0	0.00	0.00	0	0.00
(c)	Central Government/ State Government(s)	0	0	0	0.00	0.00	0	0.00
(d)	Venture Capital Funds	0	0	0	0.00	0.00	0	0.00
(e)	Insurance Companies	0	0	0	0.00	0.00	0	0.00
(f)	Foreign Institutional Investors	0	0	0	0.00	0.00	0	0.00
(g)	Foreign Venture Capital Investors	0	0	0	0.00	0.00	0	0.00
(h)	Qualified Foreign Investor	0	0	0	0.00	0.00	0	0.00
(i)	Any Other (specify)	0	0	0	0.00	0.00	0	0.00
	Sub-Total (B)(1)	0	0	0	0.00	0.00	0	0.00



No.	Notes
1	
2	
3	
4	
5	
6	
7	
8	
9	

Handwritten initials



(I) Statement showing holding of securities (including shares, warrants, convertible securities) of persons belonging to the category "Promoter and Promoter Group"


Sr. No.	Name of the shareholder	Details of Shares held		Encumbered shares (*)			Details of warrants		Details of convertible securities		Total shares (including underlying shares assuming full conversion of warrants and convertible securities) as a % of diluted share capital
		Number of shares held	As a % of grand total (A) + (B) + (C)	No.	As a percentage	As a % of grand total (A) + (B) + (C) of sub-clause (I) (a)	Number of warrants held	As a % Total Number of warrants of the same Class	Number of convertible securities held	As a % Total Number of convertible securities of the same Class	
(I)	(II)	(III)	(IV)	(V)	(VI)	(VII)	(VIII)	(IX)	(X)	(XI)	(XII)
1	MADAN MOHAN VYAS	6000	2.41	0	0.00	0.00	0	0.00	0	0.00	0.00
2	MADAN MOHAN VYAS	5000	2.01	0	0.00	0.00	0	0.00	0	0.00	0.00
3	SHRI HARI-GOPAL JOSHI	5000	2.01	0	0.00	0.00	0	0.00	0	0.00	0.00
	TOTAL	16000	6.43	0	0.00	0.00	0	0.00	0	0.00	0.00

(*) The term "encumbrance" has the same meaning as assigned to it in regulation 28(3) of the SAST Regulations, 2011




(I)(c) Statement showing holding of securities (including shares, warrants, convertible securities) of persons belonging to the category "Public" and holding more than 1% of the total number of shares.

Sr. No.	Name of the shareholder	Number of shares held	Shares as a percentage of total number of shares {i.e., Grand Total (A)+(B)+(C) indicated in Statement at para (1)(a)}	Details of warrants		Details of convertible securities		Total shares (including underlying shares assuming full conversion of warrants and convertible securities) as a % of diluted share capital
				Number of warrants held	As a % Total Number of warrants of the same Class	Number of convertible securities held	As a % Total Number of convertible securities of the same Class	
1	ASHA CHOUDHARI	3000	1.21	0	0.00	0.00	0	1.21
2	ATHWORT ESTATE & I	7150	2.87	0	0.00	0.00	0	2.87
3	B K BANG	5000	2.01	0	0.00	0.00	0	2.01
4	B K BANG	5000	2.01	0	0.00	0.00	0	2.01
5	BHARAT CHOUGALE	10000	4.02	0	0.00	0.00	0	4.02
6	DEVENDRA AGRAWAL	7000	2.81	0	0.00	0.00	0	2.81
7	JAYSHREE MODI	10000	4.02	0	0.00	0.00	0	4.02
8	K K AGRAWAL	9000	3.62	0	0.00	0.00	0	3.62
9	LALIT AGRAWAL	8400	3.38	0	0.00	0.00	0	3.38
10	LOKESH D SABOO	3000	1.21	0	0.00	0.00	0	1.21
11	LOSSY ESTATE & INVE	10400	4.18	0	0.00	0.00	0	4.18
12	MADHAVENDRA JAIN	10050	4.04	0	0.00	0.00	0	4.04
13	MEGHA N PATEL	5000	2.01	0	0.00	0.00	0	2.01
14	MEGHA N PATEL	5000	2.01	0	0.00	0.00	0	2.01
15	NEETADEVI L MURARK	10950	4.40	0	0.00	0.00	0	4.40
16	NINE STAR PLASTIC P	10100	4.06	0	0.00	0.00	0	4.06
17	RAMSONS STEEL P LIT	10050	4.04	0	0.00	0.00	0	4.04
18	SANDEEP AGRAWAL	9800	3.94	0	0.00	0.00	0	3.94
19	SANJAY KHANGAR	10000	4.02	0	0.00	0.00	0	4.02
20	SHARAD PALIWAL	10600	4.26	0	0.00	0.00	0	4.26
21	SHARAD PUROHIT	10000	4.02	0	0.00	0.00	0	4.02
22	SHYAM CHOUDHARY	10000	4.02	0	0.00	0.00	0	4.02
23	SILVER CREST INV.S	11050	4.44	0	0.00	0.00	0	4.44
24	SMT ASHA CHOUDHAR	6800	2.73	0	0.00	0.00	0	2.73
25	VINOD GOYAL	4000	1.61	0	0.00	0.00	0	1.61
	TOTAL	201350	80.92	0	0.00	0.00	0	




(1)(c)(i) Statement showing holding of securities (including shares, warrants, convertible securities) of persons (together with PAC) belonging to the category "Public" and holding more than 5% of the total number of shares of the company.

Sr. No.	Name(s) of the shareholder(s) and the Persons Acting in Concert (PAC) with them	Number of shares	Shares as a percentage of total number of shares {i.e., Grand Total (A)+(B)+(C) indicated in Statement at para (I)(a) above}	Details of warrants		Details of convertible		Total shares (including underlying shares assuming full conversion of warrants and convertible securities) as a % of diluted share capital
				Number of warrants	As a % Total Number of warrants of the same Class	Number of convertible securities held	% w.r.t Total Number of convertible securities of the same Class	
1		0	0.00	0	0.00	0	0.00	0.00
	TOTAL	0	0.00	0	0.00	0	0.00	0.00




(I)(d) Statement showing details of locked-in shares.

Sr. No.	Name of the shareholder	Number of locked-in shares	Locked-in shares as a percentage of total number of shares {i.e., Grand Total (A)+(B)+(C) indicated in Statement at para (I)(a) above}	Promoter / Promoter Group / Public
1		0	0.00	Public
TOTAL		0	0.00	



(II)(a) Statement showing details of Depository Receipts (DRs)

Sr. No.	Type of outstanding DR (ADRs, GDRs, SDRs, etc.)	Number of outstanding DRs	Number of shares underlying outstanding DRs	Shares underlying outstanding DRs as a percentage of total number of shares {i.e., Grand Total (A)+(B)+(C) indicated in Statement at para (I)(a) above}
1		0	0	
TOTAL		0	0	0



(II) (b) Statement showing holding of Depository Receipts (DRs), where underlying shares held by promoter/promoter group are in excess of 1% of the total number of shares

Sr. No.	Name of the DR Holder	Type of outstanding DR (ADRs, GDRs, SDRs, etc.)	Number of shares underlying outstanding DRs	Shares underlying outstanding DRs as a percentage of total number of shares {i.e., Grand Total (A)+(B)+(C) indicated in Statement at para (1)(a) above}
1			0	0
TOTAL		0	0	0

