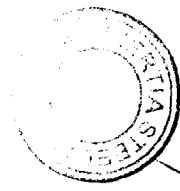




Introductory sub-table (I)(a)			
Name of the Company: INERTIA STEEL LIMITED			
Scrip Code, Name of the scrip, class of security: 512025			
Quarter ended: 30/09/2012			
Partly paid-up shares:-	No. of partly paid-up shares	As a % of total no. of partly paid-up shares	As a % of total no. of shares of the company
Held by promoter/promoter group	NIL	NIL	NIL
Held by public	NIL	NIL	NIL
Total	NIL	NIL	NIL
Outstanding convertible securities: No. of outstanding securities			
		As a % of total no. of outstanding convertible securities	As a % of total no. of shares of the company, assuming full conversion of the convertible securities
Held by promoter/promoter group	NIL	NIL	NIL
Held by public	NIL	NIL	NIL
Total	NIL	NIL	NIL
Warrants:-			
		As a % of total no. of warrants	As a % of total no. of shares of the company, assuming full conversion of warrants
Held by promoter/promoter group	NIL	NIL	NIL
Held by public	NIL	NIL	NIL
Total	NIL	NIL	NIL
Total paid-up capital of the company, assuming full conversion of warrants and convertible securities		2488000	NIL





Statement Showing Shareholding Pattern									
Table (I)(a)									
Category code	Category of Shareholder	Number of Shareholders	Total number of shares	Number of shares held in dematerialized form	Total shareholding as a percentage of total number of shares	Shares Pledged or otherwise encumbered	As a percentage of (A+B)	As a percentage of (A+B+C)	As a percentage of (IX) = (VIII)/(V)*100
	(I)	(II)	(III)	(IV)	(V)	(VI)	(VII)	(VIII)	(IX)
(A)	Shareholding of Promoter and Indian								
(a)	Individuals/ Hindu Undivided Family								
(b)	Central Government/ State Government(s)	0	0	0	0.00	0.00	0	0	0.00
(c)	Bodies Corporate	0	0	0	0.00	0.00	0	0	0.00
(d)	Financial Institutions/ Banks	0	0	0	0.00	0.00	0	0	0.00
(e)	Any Others(Specify)	0	0	0	0.00	0.00	0	0	0.00
(e-i)	DIRECTOR	3	16000	0	6.43	6.43	0	0	0.00
(e-ii)									
	Sub Total(A)(1)	3	16000	0	6.43	6.43	0	0	0.00
2	Foreign								
a	Individuals (Non-Residents Individuals/ Foreign Individuals)	0	0	0	0.00	0.00	0	0	0.00
b	Bodies Corporate	0	0	0	0.00	0.00	0	0	0.00
c	Institutions	0	0	0	0.00	0.00	0	0	0.00
d	Qualified Foreign Investor	0	0	0	0.00	0.00	0	0	0.00
e	Any Others(Specify)	0	0	0	0.00	0.00	0	0	0.00
e-i									
e-ii									
	Sub Total(A)(2)	0	0	0	0.00	0.00	0	0	0.00
	Total Shareholding of Promoter and	3	16000	0	6.43	6.43	0	0	0.00




(B)	Public shareholding												
I	Institutions												
(a)	Mutual Funds/ UTI	0	0	0	0.00	0.00	0	0	0.00	0.00	0	0	0.00
(b)	Financial Institutions/ Banks	0	0	0	0.00	0.00	0	0	0.00	0.00	0	0	0.00
(c)	Central Government/ State Government(s)	0	0	0	0.00	0.00	0	0	0.00	0.00	0	0	0.00
(d)	Venture Capital Funds	0	0	0	0.00	0.00	0	0	0.00	0.00	0	0	0.00
(e)	Insurance Companies	0	0	0	0.00	0.00	0	0	0.00	0.00	0	0	0.00
(f)	Foreign Institutional Investors	0	0	0	0.00	0.00	0	0	0.00	0.00	0	0	0.00
(g)	Foreign Venture Capital Investors	0	0	0	0.00	0.00	0	0	0.00	0.00	0	0	0.00
(h)	Qualified Foreign Investor	0	0	0	0.00	0.00	0	0	0.00	0.00	0	0	0.00
(i)	Any Other (specify)	0	0	0	0.00	0.00	0	0	0.00	0.00	0	0	0.00
(i-ii)													
(i-ii)													
	Sub-Total (B)(1)	0	0	0	0.00	0.00	0	0	0.00	0.00	0	0	0.00
B 2	Non-institutions												
(a)	Bodies Corporate	5	48750	0	19.59	19.59	0	0	19.59	19.59	0	0	0.00
(b)	Individuals	0	0	0	0.00	0.00	0	0	0.00	0.00	0	0	0.00
I	Individuals -i. Individual shareholders holding nominal share capital up to Rs 1 lakh	116	152450	0	61.27	61.27	0	0	61.27	61.27	0	0	0.00
II	Individual shareholders holding nominal share capital in excess of Rs. 1 lakh.	3	31600	0	12.70	12.70	0	0	12.70	12.70	0	0	0.00
(c)	Qualified Foreign Investor	0	0	0	0.00	0.00	0	0	0.00	0.00	0	0	0.00
(d)	Any Other (specify)	0	0	0	0.00	0.00	0	0	0.00	0.00	0	0	0.00
(d-i)		0	0	0	0.00	0.00	0	0	0.00	0.00	0	0	0.00
(d-ii)													
	Sub-Total (B)(2)	124	232800	0	93.57	93.57	0	0	93.57	93.57	0	0	0.00
(B)	Total Public Shareholding (B)= (B)(1)+(B)(2)	124	232800	0	93.57	93.57	0	0	93.57	93.57	0	0	0.00
	TOTAL (A)+(B)	127	248800	0	100.00	100.00	0	0	100.00	100.00	0	0	0.00
(C)	Shares held by Custodians and against which Depository Receipts have been issued												
1	Promoter and Promoter Group								0.00	0.00			#DIV/0!
2	Public								0.00	0.00			
	Sub-Total (C)	0	0	0	0	0	0	0	0	0	0	0	0.00
	GRAND TOTAL (A)+(B)+(C)	127	248800	0	100.00	100.00	0	0	100.00	100.00	0	0	0.00



(1)(b) Statement showing holding of securities (including shares, warrants, convertible securities) of persons belonging to the category "Promoter and Promoter Group"

Sr. No.	Name of the shareholder	Details of Shares held		Encumbered shares (*)			Details of warrants		Details of convertible securities	Total shares (including underlying shares assuming full conversion of warrants and convertible securities) as a % of diluted share capital	
		Number of shares held	As a % of grand total (A)+(B)+(C)	No.	As a percentage (VI)=(V)/(III)*100	As a % of grand total (A)+(B)+(C) of sub-clause (I)(a)	Number of warrants held	As a % total number of warrants of the same class			Number of convertible securities held
	(II)	(III)	(IV)	(V)	(VI)	(VII)	(VIII)	(IX)	(X)	(XI)	(XII)
1	MADAN MOHAN VYAS	6000	2.41		0.00	0.00		0	0	0	0
2	MADAN MOHAN VYAS	5000	2.01		0.00	0.00		0	0	0	0
3	SHRI HARI GOPAL JOSHI	5000	2.01		0.00	0.00		0	0	0	0
4			0.00		0.00	0.00		0	0	0	0
5			0.00		0.00	0.00		0	0	0	0
6			0.00		0.00	0.00		0	0	0	0
7			0.00		0.00	0.00		0	0	0	0
8			0.00		0.00	0.00		0	0	0	0
9			0.00		0.00	0.00		0	0	0	0
10			0.00		0.00	0.00		0	0	0	0
11			0.00		0.00	0.00		0	0	0	0
TOTAL		16000	6.43		0.00	0.00	0	0	0	0	0

(*) The term "encumbrance" has the same meaning as assigned to it in regulation 28(3) of the SAST Regulations, 2011

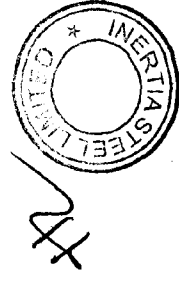


Handwritten signature or initials.

(1)(c)(i) Statement showing holding of securities (including shares, warrants, convertible securities) of persons belonging to the category "Public" and holding more than 1% of the total number of shares						
Sr. No.	Name of the shareholder	Number of shares held	Shares as a percentage of total number of shares (i.e., Grand Total (A)+(B)+(C) indicated in Statement at para (1)(a) above)	Details of warrants		Total shares (including underlying shares assuming full conversion of warrants and convertible securities) as a % of diluted share capital
				Number of warrants held	As a % total number of warrants of the same class	
				Number of convertible securities held	% w.r.t total number of convertible securities of the same class	
1	ASHA CHOUDHARI	3000	1.21	0	0	1.205787781
2	ATHWORT ESTATE & INVESTMENTS PVT. LT	7150	2.87	0	0	2.873794212
3	B K BANG	5000	2.01	0	0	2.009646302
4	B K BANG	5000	2.01	0	0	2.009646302
5	BHARAT CHOUGALE	10000	4.02	0	0	4.019292605
6	DEVENDRA AGRAWAL	7000	2.81	0	0	2.813504823
7	JAYSHREE MODI	10000	4.02	0	0	4.019292605
8	K K AGRAWAL	9000	3.62	0	0	3.617363344
9	LALIT AGRAWAL	8400	3.38	0	0	3.376205788
10	LOKESH D SABOO	3000	1.21	0	0	1.205787781
11	LOSSY ESTATE & INVESTMENTS PVT. LTD	10400	4.18	0	0	4.180064309
12	MADHAVENDRA JAIN	10050	4.04			4.039389068
13	MEGHA N PATEL	5000	2.01			2.009646302
14	MEGHA N PATEL	5000	2.01			2.009646302
15	NEETADEVIL MURARKA	10950	4.40			4.401125402
16	NINE STAR PLASTIC PACKAGING SER P L	10100	4.06			4.059485531
17	RAMSONS STEEL P LTD	10050	4.04			4.039389068
18	SANDEEP AGRAWAL	9800	3.94			3.938906752
19	SANJAY KHANGAR	10000	4.02			4.019292605
20	SHARAD PALIWAL	10600	4.26			4.260450161
21	SHARAD PUROHIT	10000	4.02			4.019292605
22	SHYAM CHOUDHARY	10000	4.02			4.019292605
23	SILVER CREST INV.S & BUILDERS PVT LTD	11050	4.44			4.441318328
24	SMT ASHA CHOUDHARY	6800	2.73			2.733118971
25	VINOD GOYAL	4000	1.61			1.607717042
		201350	80.93	0	0	80.92845659

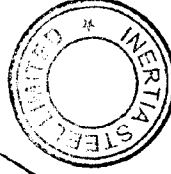
(D(d) Statement showing details of locked-in shares

Sr. No.	Name of the shareholder	Number of locked-in shares	Locked-in shares as a percentage of total number of shares {i.e., Grand Total (A)+(B)+(C) indicated in Statement at para (D)(a) above}
1			0.00
2			0.00
3			0.00
4			0.00
5			0.00
6			0.00
7			0.00
8			0.00
9			0.00
TOTAL		0	0.00



(11)(b) Statement showing holding of Depository Receipts (DRs), where underlying shares held by "promoter/promoter group" are in excess of 1% of the total number of shares

Sr. No.	Name of the DR Holder	Type of outstanding DR (ADRs, GDRs, SDRs, etc.)	Number of shares underlying outstanding DRs	Shares underlying outstanding DRs as a percentage of total number of shares (i.e., Grand Total (A)+(B)+(C) indicated in Statement at para (1)(a) above)
1				0.00
2				0.00
3				0.00
4				0.00
5				0.00
6				0.00
7				0.00
8				0.00
9				0.00
			0	0.00
TOTAL				0.00



✓

