


Introductory sub-table (I)(a)			
Name of the Company: Inertia Steel Limited			
Scrip Code, Name of the scrip, class of security: 512025, INERTIAST, Equity			
Quarter ended: 30/09/2011			
Partly paid-up shares:-	No. of partly paid-up shares	As a % of total no. of partly paid-up shares	As a % of total no. of shares of the company
Held by promoter/promoter group	0	0	0
Held by public	0	0	0
Total - D	0	0	0
Outstanding convertible securities:-	No. of outstanding securities	As a % of total no. of outstanding convertible securities	As a % of total no. of shares of the company, assuming full conversion of the convertible securities
Held by promoter/promoter group	0	0	0
Held by public	0	0	0
Total - E	0	0	0
Warrants:-	No. of warrants	As a % of total no. of warrants	As a % of total no. of shares of the company, assuming full conversion of warrants
Held by promoter/promoter group	0	0	0
Held by public	0	0	0
Total - F	0	0	0
Total paid-up capital of the company, assuming full conversion of warrants and convertible securities (Grand Total (A+B+C)+ D+E+F)	248800	0	100

H. G. S.




Statement Showing Shareholding Pattern

y	Category of Shareholder	Number of Shareholders	Table (I)(a)		Total shareholding as a percentage of total number of shares		Shares Pledged or otherwise encumbered	
			Total number of shares	Number of shares held in dematerialized form	As a percentage of (A+B) ¹	As a percentage of (A+B+C)	Number of shares	As a percentage
(I)	(II)	(III)	(IV)	(V)	(VI)	(VII)	(VIII)	(IX)
(A)	Shareholding of Promoter and Promoter Group²							
1	Indian							
(a)	Individuals/ Hindu Undivided Family	0	0	0	0	0	0	0.00
(b)	Central Government/ State Government(s)	0	0	0	0.00	0.00	0	0.00
(c)	Bodies Corporate	0	0	0	0.00	0.00	0	0.00
(d)	Financial Institutions/ Banks	0	0	0	0.00	0.00	0	0.00
(e)	Any Others(Specify)	0	0	0	0.00	0.00	0	0.00
(e-i)	Directors	3	16000	0	6.43	6.43	0	0.00
(e-ii)		0	0	0	0.00	0.00	0	0.00
	Sub Total(A)(1)	3	16000	0	6.43	6.43	0	0.00
2	Foreign							
a	Individuals (Non-Residents Individuals/ Foreign Individuals)	0	0	0	0.00	0.00	0	0.00
b	Bodies Corporate	0	0	0	0.00	0.00	0	0.00
c	Institutions	0	0	0	0.00	0.00	0	0.00
d	Any Others(Specify)	0	0	0	0.00	0.00	0	0.00
d-i		0	0	0	0.00	0.00	0	0.00
d-ii		0	0	0	0.00	0.00	0	0.00
	Sub Total(A)(2)	0	0	0	0.00	0.00	0	0.00
	Total Shareholding of Promoter and Promoter Group (A) = (A)(1)+(A)(2)	3	16000	0	6.43	6.43	0	0.00
(B)	Public shareholding							
1	Institutions							
(a)	Mutual Funds/ UTI	0	0	0	0.00	0.00	0	



 Inertia Steel Limited

	Financial Institutions / Banks	0	0	0	0.00	0.00	0	0.00
	Central Government/ State Government(s)	0	0	0	0.00	0.00	0	0.00
	Venture Capital Funds	0	0	0	0.00	0.00	0	0.00
(e)	Insurance Companies	0	0	0	0.00	0.00	0	0.00
(f)	Foreign Institutional Investors	0	0	0	0.00	0.00	0	0.00
(g)	Foreign Venture Capital Investors	0	0	0	0.00	0.00	0	0.00
(h)	Any Other (specify)	0	0	0	0.00	0.00	0	0.00
(h-i)		0	0	0	0.00	0.00	0	0.00
(h-ii)		0	0	0	0.00	0.00	0	0.00
	Sub-Total (B)(1)	0	0	0	0.00	0.00		
B 2	Non-institutions							
(a)	Bodies Corporate	5	48750	0	19.59	19.59	0	0.00
(b)	Individuals							
I	Individuals – i. Individual shareholders holding nominal share capital up to Rs 1 lakh	116	152450	0	61.27	61.27	0	0.00
II	ii. Individual shareholders holding nominal share capital in excess of Rs. 1 lakh.	3	31600	0	12.70	12.70	0	0.00
(c)	Any Other (specify)	0	0	0	0.00	0.00	0	0.00
(c-i)		0	0	0	0.00	0.00	0	0.00
(c-ii)		0	0	0	0.00	0.00	0	0.00
	Sub-Total (B)(2)	124	232800	0	93.57	93.57	0	0.00
(B)	Total Public Shareholding (B)= (B)(1)+(B)(2)	124	232800	0	93.57	93.57	0	0.00
	TOTAL (A)+(B)	127	248800	0	100.00	100.00	0	0.00
(C)	Shares held by Custodians and against which Depository Receipts have been issued							
1	Promoter and Promoter Group	0	0	0	0	0.00	0	0.00
2	Public	0	0	0	0	0.00	0	0
	Sub-Total (C)	0	0	0		0	0	0
	GRAND TOTAL (A)+(B)+(C)	127	248800	0	100.00	100.00	0	0.00



Sr.No	Notes
1	Nil
2	
3	
4	
5	


Statement showing Shareholding of persons belonging to the category "Promoter and Promoter Group"						
Sr. No.	Name of the shareholder	Total shares held		Shares pledged or otherwise encumbered		
		Number of shares	As a % of grand total (A) +(B) +(C)	Number	As a percentage	As a % of grand total (A) +(B)+(C) of sub-clause (I)(a)
(I)	(II)	(III)	(IV)	(V)	(VI)=(V)/(III)*100	(VII)
1	M.M. Vyas	5000	2.01	0	0.00	0.00
2	M. M. Vyas	6000	2.41	0	0.00	0.00
2	H. G. JOSHI	5000	2.01	0	0.00	0.00
TOTAL		16000	6.43	0	0.00	0.00

H.G. Joshi



(I)(c) Statement showing Shareholding of persons belonging to the category "Public" and holding more than 1% of the total number of shares

Sr. No.	Name of the shareholder	Number of shares	Shares as a percentage of total number of shares {i.e., Grand Total (A)+(B)+(C) indicated in Statement at para (I)(a) above}
1	M/S ATHWORT ESTATE & INVESTMENTS PVT. LTD.	7150	2.87
2	M/S. LOSSY ESTATE & INVESTMENTS PVT. LTD.	10400	4.18
3	M/S. RAMSONS STEEL P LTD	10050	4.04
4	MS. ASHA CHOUDHARI	3000	1.21
5	MS. JAYSHREE MODI	10000	4.02
6	NINE STAR PLASTIC PACKAGING SERVICES PVT LTD	10100	4.06
7	SHRI B K BANG	5000	2.01
8	SHRI B K BANG JOINTLY R GUPTA	5000	2.01
9	SHRI BHARAT CHOUGALE	10000	4.02
10	SHRI DEVENDRA AGRAWAL	7000	2.81
11	SHRI K K AGRAWAL	9000	3.62
12	SHRI LALIT AGRAWAL	8400	3.38
13	SHRI LOKESH D SABOO	3000	1.21
14	SHRI MADHAVENDRA JAIN	10050	4.04
15	SHRI SANDEEP AGRAWAL	9800	3.94
16	SHRI SANJAY KHANGAR	10000	4.02
17	SHRI SHARAD PALIWAL	10600	4.26
18	SHRI SHARAD PUROHIT	10000	4.02
19	SHRI SHYAM CHOUDHARY	10000	4.02
20	SHRI VINOD GOYAL	4000	1.61
21	SILVER CREST INV.S & BUILDERS PVT LTD	11050	4.44
22	SMT ASHA CHOUDHARY	6800	2.73
23	SMT MEGHA N PATEL	5000	2.01
24	SMT MEGHA N PATEL	5000	2.01
25	SMT NEETADEVI L MURARKA	10950	4.40
TOTAL		201350	80.93



(I)(d) Statement showing details of locked-in shares

Sr. No.	Name of the shareholder	Number of locked-in shares	Locked-in shares as a percentage of total number of shares {i.e., Grand Total (A)+(B)+(C) indicated in Statement at para (I)(a) above}
1	SHRI HARI GOPAL JOSHI	5000	2.01
2	SHRI MADAN MOHAN VYAS	6000	2.41
3	SHRI MADAN MOHAN VYAS	5000	2.01
TOTAL		16000	6.43

(II)(a) Statement showing details of Depository Receipts (DRs)

Sr. No.	Type of outstanding DR (ADRs, GDRs, SDRs, etc.)	Number of outstanding DRs	Number of shares underlying outstanding DRs	Shares underlying outstanding DRs as a percentage of total number of shares {i.e., Grand Total (A)+(B)+(C) indicated in Statement at para (I)(a) above}
1	Nil	Nil	0	0.00
2				0.00
TOTAL		0	0	0.00

(II)(b) Statement showing holding of Depository Receipts (DRs), where underlying shares held by "promoter/promoter group" are in excess of 1% of the total number of shares

Sr. No.	Name of the DR Holder	Type of outstanding DR (ADRs, GDRs, SDRs, etc.)	Number of shares underlying outstanding DRs	Shares underlying outstanding DRs as a percentage of total number of shares {i.e., Grand Total (A)+(B)+(C) indicated in Statement at para (I)(a) above}
1	Nil	Nil	0	0.00
2				0.00
TOTAL			0	0.00

