

Introductory sub-table (I)(a)

Name of the Company: INERTIA STEEL LIMITED
Scrip Code, Name of the scrip, class of security: 512025
Quarter ended: 30/09/2013

Partly paid-up shares:-	No. of partly paid-up shares	As a % of total no. of partly paid-up shares	As a % of total no. of shares of the company
Held by promoter/promoter group	NIL	NIL	NIL
Held by public	NIL	NIL	NIL
Total - D	NIL	NIL	NIL

Outstanding convertible securities:-	No. of outstanding securities	As a % of total no. of outstanding convertible securities	As a % of total no. of shares of the company, assuming full conversion of the convertible securities
Held by promoter/promoter group	NIL	NIL	NIL
Held by public	NIL	NIL	NIL
Total - E	NIL	NIL	NIL

Warrants:-	No. of warrants	As a % of total no. of warrants	As a % of total no. of shares of the company, assuming full conversion of warrants
Held by promoter/promoter group	NIL	NIL	NIL
Held by public	NIL	NIL	NIL
Total - F	NIL	NIL	NIL

Total paid-up capital of the company, assuming full conversion of warrants and convertible securities Rs. 24,88,000/- divided into 248800 equity shares of Rs. 10/- each




Company Name: INERTIA STEEL LIMITED

Statement Showing Shareholding Pattern

Category code	Category of Shareholder	Number of Shareholders	Total number of shares	number or shares held in dematerialized form	Total shareholding as a percentage of total number of shares	Shares Pledged or otherwise encumbered		
						Number of shares	As a percentage	
(I)	(II)	(III)	(IV)	(V)	As a percentage of(A+B)1 (VI)	As a percentage of (A+B+C) (VII)	Number of shares (VIII)	As a percentage (IX)= (VIII)/(IV)*100
(A)	Shareholding of Promoter and Promoter Group2							
	1 Indian							
(a)	Individuals/ HUF	0	0	0	0.00	0.00	0	0.00
(b)	Central Govt./ State Govt.(s)	0	0	0	0.00	0.00	0	0.00
(c)	Bodies Corporate	0	0	0	0.00	0.00	0	0.00
(d)	Financial Institutions/ Banks	0	0	0	0.00	0.00	0	0.00
(e)	Any Others(Specify)							
(e-i)	Directors	3	16000	0	6.43	6.43	0	0.00
(e-ii)	Directors				0.00	0.00		0.00
	Sub Total(A)(1)	3	16000	0	6.43	6.43	0	0.00
	2 Foreign							
a	Individuals (NRI/Foreign Individu	0	0	0	0.00	0.00	0	0.00
b	Bodies Corporate	0	0	0	0.00	0.00	0	0.00
c	Institutions	0	0	0	0.00	0.00	0	0.00
d	Qualified Foreign Investor	0	0	0	0.00	0.00	0	0.00
e	Any Others(Specify)	0	0	0	0.00	0.00	0	0.00
	Sub Total(A)(2)	0	0	0	0.00	0.00	0	0.00
	Total Shareholding of Promote	3	16000	0	6.43	6.43	0	0.00




(B)	Public shareholding							
	1 Institutions							
(a)	Mutual Funds/ UTI	0	0	0	0.00	0.00	0	0.00
(b)	Financial Institutions / Banks	0	0	0	0.00	0.00	0	0.00
(c)	Central Government/ State Gover	0	0	0	0.00	0.00	0	0.00
(d)	Venture Capital Funds	0	0	0	0.00	0.00	0	0.00
(e)	Insurance Companies	0	0	0	0.00	0.00	0	0.00
(f)	Foreign Institutional Investors	0	0	0	0.00	0.00	0	0.00
(g)	Foreign Venture Capital Investors	0	0	0	0.00	0.00	0	0.00
(h)	Qualified Foreign Investor	0	0	0	0.00	0.00	0	0.00
(i)	Any Other (specify)	0	0	0	0.00	0.00	0	0.00
	Sub-Total (B)(1)	0	0	0	0.00	0.00	0	0.00
	B 2 Non-institutions							
(a)	Bodies Corporate	5	48750	0	19.59	19.59	0	0.00
(b)	Individuals							
I	Ind-Hold nominal shr capital upto	116	152450	0	61.27	61.27	0	0.00
II	Ind-Hold nominal shr capital in ex	3	31600	0	12.70	12.70	0	0.00
(c)	Qalified Foregin Investor	0	0	0	0.00	0.00	0	0.00
(d)	Any Other (specify)	0	0	0	0.00	0.00	0	0.00
	Sub-Total (B)(2)	124	232800	0	93.57	93.57	0	0.00
(B)	Total Public Shareholding (B):	124	232800	0	93.57	93.57	0	0.00
	TOTAL (A)+(B)	127	248800	0	100.00	100.00	0	0.00
(C)	Shares held by Custodians and against which Depository Receipts have been issued							
	1 Promoter and Promoter Group	0	0	0	0.00	0.00	0	0.00
	2 Public -	0	0	0	0.00	0.00	0	0.00
	Sub-Total (C)	0	0	0	0.00	0.00	0	0.00
	GRAND TOTAL (A)+(B)+(C)	127	248800	0	100.00	100.00	0	0.00



(I) Statement showing holding of securities (including shares, warrants, convertible securities) of persons belonging to the category "Promoter and Promoter Group"

Sr. No.	Name of the shareholder	Details of Shares held		Encumbered shares (*)		Details of warrants		Details of convertible securities		Total shares (including underlying shares assuming full conversion of warrants and convertible securities) as a % of diluted share capital	
		Number of shares held	As a % of grand total (A)+(B)+(C)	No.	As a percentage	As a % of grand total (A)+(B)+(C) of sub-clause (I)(a)	Number of warrants held	As a % Total Number of warrants of the same Class	Number of convertible securities held		As a % Total Number of convertible securities of the same Class
(I)	(II)	(III)	(IV)	(V)	(VI)	(VII)	(VIII)	(IX)	(X)	(XI)	(XII)
1	MADAN MOHAN \	6000	2.41	0	0.00	0.00	0	0.00	0	0.00	0.00
2	MADAN MOHAN \	5000	2.01	0	0.00	0.00	0	0.00	0	0.00	0.00
3	SHRI HARI GOPA	5000	2.01	0	0.00	0.00	0	0.00	0	0.00	0.00
TOTAL		16000	6.43	0	0.00	0.00	0	0.00	0	0.00	0.00

(*) The term "encumbrance" has the same meaning as assigned to it in regulation 28(3) of the SAST Regulations, 2011




(I)(c) Statement showing holding of securities (including shares, warrants, convertible securities) of persons belonging to the category "Public" and holding more than 1% of the total number of shares

Sr. No.	Name of the shareholder	Number of shares held	Shares as a percentage of total number of shares {i.e., Grand Total (A)+(B)+(C) indicated in Statement at para (I)(a) above}	Details of warrants		Details of convertible securities		Total shares (including underlying shares assuming full Conversion of warrants and convertible securities) as a % of diluted share capital
				Number of warrants held	As a % Total Number of warrants of the same Class	Number of convertible securities held	As a % Total Number of convertible securities of the same Class	
1	ASHA CHOUDHARI	3000	1.21	0	0.00	0.00	0	0.00
2	ATHWORT ESTATE & INVESTMENTS PVT. LT.	7150	2.87	0	0.00	0.00	0	0.00
3	B K BANG	5000	2.01	0	0.00	0.00	0	0.00
4	B K BANG	5000	2.01	0	0.00	0.00	0	0.00
5	BHARAT CHOUGALE	10000	4.02	0	0.00	0.00	0	0.00
6	DEVENDRA AGRAWAL	7000	2.81	0	0.00	0.00	0	0.00
7	JAYSHREE MODI	10000	4.02	0	0.00	0.00	0	0.00
8	K K AGRAWAL	9000	3.62	0	0.00	0.00	0	0.00
9	LALIT AGRAWAL	8400	3.38	0	0.00	0.00	0	0.00
10	LOKESH D SABOO	3000	1.21	0	0.00	0.00	0	0.00
11	LOSSY ESTATE & INVESTMENTS PVT. LTD	10400	4.18	0	0.00	0.00	0	0.00
12	MADHAVENDRA JAIN	10050	4.04	0	0.00	0.00	0	0.00
13	MEGHA N PATEL	5000	2.01	0	0.00	0.00	0	0.00
14	MEGHA N PATEL	5000	2.01	0	0.00	0.00	0	0.00
15	NEETADEVI L MURARKA	10950	4.40	0	0.00	0.00	0	0.00
16	NINE STAR PLASTIC PACKAGING SER P L	10100	4.06	0	0.00	0.00	0	0.00
17	RAMSONS STEEL P LTD	10050	4.04	0	0.00	0.00	0	0.00
18	SANDEEP AGRAWAL	9800	3.94	0	0.00	0.00	0	0.00
19	SANJAY KHANGAR	10000	4.02	0	0.00	0.00	0	0.00
20	SHARAD PALIWAL	10600	4.26	0	0.00	0.00	0	0.00
21	SHARAD PUROHIT	10000	4.02	0	0.00	0.00	0	0.00
22	SHYAM CHOUDHARY	10000	4.02	0	0.00	0.00	0	0.00
23	SILVER CREST INV.S & BUILDERS PVT LTD.	11050	4.44	0	0.00	0.00	0	0.00
24	SMT ASHA CHOUDHARY	6800	2.73	0	0.00	0.00	0	0.00
25	VINOD GOYAL	4000	1.61	0	0.00	0.00	0	0.00
	TOTAL	201350	80.92	0	0.00	0.00	0	0.00



(I)(c)(i) Statement showing holding of securities (including shares, warrants, convertible securities) of persons (together with PAC) belonging to the category "Public" and holding more than 5% of the total number of shares of the company

Sr. No.	Name(s) of the shareholder(s) and the Persons Acting in Concert (PAC) with them	Number of shares	Shares as a percentage of total number of shares {i.e., Grand Total (A)+(B)+(C) indicated in Statement at	Details of warrants		Details of convertible		Total shares (including underlying shares assuming full Conversion of warrants and convertible securities) as a %
				Number of warrants	As a % Total Number of warrants of the same Class	Number of convertible securities held	% w.r.t Total Number of convertible securities of the same Class	
1		0	0.00	0	0.00	0	0.00	0.00
	TOTAL	0	0.00	0	0.00	0	0.00	0.00




(I)(d) Statement showing details of locked-in shares

Sr. No.	Name of the shareholder	Number of locked-in shares	Locked-in shares as a percentage of total number of shares {i.e., Grand Total (A)+(B)+(C) indicated in Statement at para (I)(a) above}	Promoter / Promoter Group / Public
1		0		0.00
	TOTAL	0		0.00



(II)(a) Statement showing details of Depository Receipts (DRs)

Sr. No.	Type of outstanding DR (ADRs, GDRs, SDRs, etc.)	Number of outstanding DRs	Number of shares underlying outstanding DRs	Shares underlying outstanding DRs as a percentage of total number of shares {i.e., Grand Total (A)+(B)+(C) indicated in Statement at para (I)(a) above}
1	TOTAL	0	0	0



(II)(b) Statement showing holding of Depository Receipts (DRs), where underlying shares held by 'promoter/promoter group' are in excess of 1% of the total number of shares

Sr. No.	Name of the DR Holder	Type of outstanding DR (ADRs, GDRs, SDRs, etc.)	Number of shares underlying outstanding DRs	Shares underlying outstanding DRs as a percentage of total number of shares {i.e., Grand Total (A)+(B)+(C) indicated in Statement at para (I)(a) above}
1			0	0
	TOTAL		0	0

